

SOUTH AUSTRALIAN RAILWAY MODELLERS' ASSOCIATION INC.

PROMOTING THE HOBBY IN SOUTH AUSTRALIA



*Brand-new locos arrive at the Port*

INSIDE

SARMA Club Layout Plan  
Picture Composition & Cropping  
Trev's Trivia & Noel's Potterings

**SWAPMEET SUNDAY MARCH 18th**  
**Windsor Gdns Vocational College Gym**

## The Buffer Stop

**SARMA Inc.** meets on the **SECOND WEDNESDAY** of each month at 7.30 p.m in the 'Log Cabin' building on Lyons Road, Dernancourt, at the corner of Balmoral Road. Modelling nights are held on other Wednesday nights in the shed adjacent to the log cabin. See the Diary on Page 2 for details.

**UBD Map 96 Ref D12 or Gregory's 148 J12: the red Scout symbol marks our clubroom.**

### Membership rates 2012 – 2013

Joining Fee:	\$10.00	Country:	\$45.00
Full (age ≥ 18):	\$53.00	Student (full time; age ≥ 18):	\$45.00
Family:	\$53.00	Corporate:	\$90.00
Junior (age ≤ 17):	\$30.00		

The Membership Year runs from 1 April to 31 March.

Quarterly pro-rata rates apply to new members after 30 June each year.

**All correspondence and membership enquires** should be addressed to:  
The Honorary Secretary, SARMA Inc., P.O. Box 4, Prospect, S.A., 5082.  
SARMA Telephone InfoLine: (08) 8411 5500

Visit our web site at <<http://www.sarma.asn.au>> for more information and a membership form.

Webmaster: Peter Michalak <[petermichalak1987@gmail.com](mailto:petermichalak1987@gmail.com)>

### "Buffer Stop" Contributions

**Email address:** <[peterp23@bigpond.com](mailto:peterp23@bigpond.com)>

We welcome contributions from members. Articles and photographs may be emailed to the address given above; they can also be submitted on paper. Members who forward articles written by, or photographs taken by, a third party are asked to obtain permission for their publication. Contributions may be subject to editing. Neither the Association nor the Editors accept any liability for the content or presentation of notices, articles and advertisements submitted for inclusion in the Buffer Stop other than those submitted by the Committee on behalf of the membership. Nor do the Association and the Editors necessarily subscribe to the views expressed or implied by contributors. The Editors reserve the right to refuse acceptance of any material that is considered unsuitable for publication. Material may have to be held over to a later edition.

Advertising rates (per issue): full page \$40, half page \$20, quarter page \$10.

**The deadline for each issue is MIDDAY on the LAST WEDNESDAY of the previous month.**

### Committee Members 2011 – 2012

<b>President:</b> Hugh Williams Phone: 8271 5327 email: <a href="mailto:hswilliams@optusnet.com.au">hswilliams@optusnet.com.au</a>	<b>Layout Director:</b> Dean Schluter Phone: 8336 1802 email: <a href="mailto:dean.schluter@bigpond.com">dean.schluter@bigpond.com</a>
<b>Vice President (Special Projects):</b> Iain Kennedy Ph: 0417 844 214 email: <a href="mailto:sarails@bigpond.com">sarails@bigpond.com</a>	<b>Exhibition Layout Director:</b> Bob Houston Phone: 8268 7813 email: <a href="mailto:bobhouston@adam.com.au">bobhouston@adam.com.au</a>
<b>Vice President (Administration):</b> Roger Wheeler Phone: 8356 9044 email: <a href="mailto:rawheeler.grange@hotmail.com">rawheeler.grange@hotmail.com</a>	<b>Maintenance Director:</b> Dave Holmes Phone: 0417867486 email: <a href="mailto:dave_a_holmes@hotmail.com">dave_a_holmes@hotmail.com</a>
<b>Secretary:</b> David Vander Linden Phone: 0419 847 619 email: <a href="mailto:david@vanderlinden.id.au">david@vanderlinden.id.au</a>	<b>Social Director:</b> Barrie Mackinnon Phone: 8298 8571 email: <a href="mailto:barrie@picknowl.com.au">barrie@picknowl.com.au</a>
<b>Treasurer:</b> Gordon Chaplin Phone: 8261 9736 email: <a href="mailto:gordon.chaplin@bigpond.com">gordon.chaplin@bigpond.com</a>	<b>Editors:</b>  Peter Pickering Phone: 8344 7625 email: <a href="mailto:peterp23@bigpond.com">peterp23@bigpond.com</a>  Matt Lavista Phone: 0477 271 575 email: <a href="mailto:lavip51@gmail.com">lavip51@gmail.com</a>
<b>Librarian:</b> Allan Norris Phone: 8346 1742 email: <a href="mailto:addnor@optusnet.com.au">addnor@optusnet.com.au</a>	

**AMRE Representatives:** Peter Pickering; Phone: 8344 7625; email: [peterp23@bigpond.com](mailto:peterp23@bigpond.com)  
Allan Norris; Phone: 8346 1742; email: [addnor@optusnet.com.au](mailto:addnor@optusnet.com.au)

The Library may be accessed in the adjacent shed before the club meeting.

## Contents

3	Editorial, News	13	Junction Models Ad
4,5	Minutes of February Gen. Meeting	14	SARMA, Inprotrans & Aztronics Ads
6,7	From The Buffer Stop Archives	15	Matt's Odds & Whatnots
8	Library report, , EOTL Ad	16	Shenanigans in the Shed
9	Swapmeet	17	John Venning's pics & a Scene to Model
10,11	SARMA Club Layout	18,19	Picture Composition & Cropping Pt..2
11	Clare Trip & Brass Wagon Kit	20,21	Trev's Trivia & Noel's Potterings
12	Birthday Dinner & RX TR !!!	22,23	Show & Tell

## Diary

**Wed 14 Mar**      **General Meeting - Murray Billet on ARHS SA tours of the 1960s on Super 8 colour film**

**Sun 18 Mar**      **SARMA Swapmeet - see page 9**

Wed 21 Mar      Modelling night

**24-25 Mar**      *Exhibition at Worship Centre,  
28 Hillier Rd, Morphett Vale*

Wed 28 Mar      Modelling night

Wed 4 Apr      Modelling night

**Wed 11 Apr**      **General Meeting - Steve Gordon,**  
well known for his work in maintaining equipment at the Rail Museum, will present an interesting collection of slides that have recently been scanned at the museum. They cover from the early 1900s through to the 1960s and all gauges .

Wed 18 Apr      Modelling night

Wed 25 Apr      Modelling night

**Sat 28 Apr**      **BUS TRIP TO CLARE VALLEY  
MODEL ENGINEERS**

Wed 2 May      Modelling night

**Wed 9 May**      **General Meeting - Phil Curnow**

**Sat 26 May**      **Birthday Dinner - see page 12**

**Wed 13 Jun**      **The GM will be followed by  
members presenting their 10 best  
pictures (on a stick) - Get 'em ready  
Movies too**



### **Down the Track...**

Canberra MRC Expo  
Kaleen - 31 Mar - 1 Apr  
Two Victorian exhibitions  
over Easter:

Hobsons Bay MRC  
Australian Model Railways  
Exhibition  
Collingwood College  
Hoddle St

Bendigo MRR, St Andrews  
Hall, Myers St.

Brisbane Model Train Show  
May 5-7  
RNA Showgrounds

**June Long Weekend  
AMRE Train Show**

Sep 8 MRSA Convention

Sept 29/30  
Noarlunga Model R/R  
Seaview High School

## **Cover Photo:**

Noel Potter was on hand to snap SCT's new locos being unloaded from M.V.MINERVAGRACHT at Port Adelaide's berth 29 on Sunday 4th Feb.

See more of Noel's pictures and notes on page 20/21

## Editorial

**W**elcome to the March issue of BufferStop.

It was suggested to me at the February committee meeting that I include a "News" segment and also put more events in the "Down the Track" area; events which may be run by other organisations and might even be interstate but which might be of interest to our readers. If you read pages in numeric order, you will have discovered a greatly expanded "Down the Track".

The "News" segment will include topics which, again, might interest our readers. These could be new releases and "happenings" which might be almost common knowledge to some of us, but not to our readers in general. So, if you come across a snippet of information, let me know. I promise not to get upset if I get thirty emails telling me that Joe Blow is about to release a Webb brake van or P class steam loco; or that there's a steam tour scheduled for Victoria or even New Zealand. I've been told that, even if I think everybody knows, they are bound to be a few who don't. The "News" segment will be put wherever there is a suitable space; very often on this page. Normally, once an item has been announced, it won't appear in following months. Remember the publishing dates so please get your info in early enough for it to be useful.

Next month is April so dig out your quirky half-truths and odd-ball segments for this special edition. However, the News segment will be as accurate as we can get it; we wouldn't want to send you off chasing wild geese, would we??

### JOHN'S HANDYMAN SERVICES

- General Home Maintenance
- Gardening
- Painting
- All Odd Jobs

**0428 294 859**

ABN 89 954 074 379



March 2012

## News News News

Nick Michalak has released a kit for an OBF wagon. Orient Express' rtr version isn't expected until after the AMRE June exhibition.

To celebrate the centenary of T199, a book written by John Evans and published by Railmac is being released.

Some odd items coming up early April:  
6th - 22nd Semaphore & Fort Granville Railway, SA. Ring 8341 1690 for details of school holidays operations.

7th - 9th Alexandra Timber Tramway, Vic Ph 0427 509 988

7th - 9th Kerrisdale Mountain Railway & Museum, Vic. Ph 03 5797 0227

8th Cobdogla Irrigation & Steam Museum, SA Ph 8588 2323

One of strongholds of steam locomotives is in New Zealand and one of the most civilised ways of seeing them and riding behind them (and, possibly, in the cab) is by a train/coach tour by Grand Pacific Tours. You can do a ten day North Island tour, a ten day South Island tour or an eighteen day combined tour. Their website is [www.grandpacifictrains.com](http://www.grandpacifictrains.com)

You can talk to me (Peter P) or Bob Houston for info on our experiences. The pics on page 18/19 and the one below were taken on one of these tours.

*Peter P (Ed)*





## The Buffer Stop

### **EDITED MINUTES OF THE GENERAL MEETING HELD AT DERNANCOURT ON 8th FEBRUARY 2012**

**Meeting opened** at 7:40 Chairman, Hugh Williams

Members in attendance: 51

Apologies: 1

Visitors: Wayne King

The chairman welcomed all those present and in particular welcomed our visitor and also Karl Eichinger, who has been missing for a while due to illness.

**Minutes** of previous meeting were tabled for acceptance: Moved Bob Houston, Seconded Trevor Carter, Carried

Outstanding Actions and Business arising: nil

#### **Correspondence in:**

Invoices to the Treasurer

Model Railroader March 2012

AMRA Journal Jan-Feb 2012

Train Talk, publication of the Darling Downs Model Railway Club

Request via email regarding interviews for SA Life Magazine

Request via email for someone to construct some models.

Offer to purchase Lenz Set100 from End Of The Line Hobbies

SCMRA Membership renewal form

End Of The Line Hobbies voucher

#### **Correspondence out:** nil

#### **Business from corres:** nil

David van der Linden moved that the correspondence be accepted, seconded by Bob Houston. Carried

**Finance:** Financial statements presented.

Accept financial report: Moved Gordon Chaplin, Seconded Richard Ash., Carried

#### **Reports:**

**Premises** – Peter Costapolis, the TTG council technical officer, has concept plans ready for the additional car parks. A tentative date has been set to submit our plans along with his plans. We were told that we are still waiting for budget approval.

**Exhibition Layout** – Frame construction is moving along well.

**Club Layout** – The proposed plan was pinned up on the notice board for the members to look at.

**Social** – Matt confirmed that the trip to the Clare Valley Model Engineers will be on 28<sup>th</sup> April. Cost

will be \$25.00 each and \$15.00 each for kids.

**BufferStop** – Peter again admitted to a few errors this month. He blamed it on senility. Peter also told the meeting that there will be a little more room allocated to show and tell and that he will be extending the “what’s on” section and adding a “news” sections where all the tit bits of info that members find out about can be put.

John Looker asked if meeting night entertainment could be added to the calendar. It was explained that it was not always possible to do this as that information was usually not available until after the printing deadline.

In the course of those discussions a suggestion came from the members that we have a “Ten Best Pictures” night from the members. It could include video also.

**Library** – Karl Eichinger has donated a number of books from his collection to be added to the library. The members thanked Karl with a round of applause.

**Maintenance** – The council has performed there asset inspection of the premises. The fire extinguishers have had their bi-annual inspection. Dave also reminded the members to please clean up after themselves when they attend the premises.

**Bulk buys** – The Model Etch Cf cattle wagons have been purchased.

#### **Special Projects:**

**Swapmeet** – Terry Meads updated the members on how the swapmeet organizing is going. There were a few questions from the floor which were answered.

**AMRE Exhibition-** Allan has prepared blank roster forms for the Door, Security and the Help Desk that members can add their names to. There was also a call for volunteers to man the main gates on the Friday for set-up.

#### **General Business:**

1. Noel Potter told us that the first of SCT’s new locos are being delivered numbered CSR001 to 010.
2. Peter Michalak announced that Nick Michalak has the first of his Obf wagon kits available for \$40.00 each.
3. John Hansford asked again for any old Lima style couplers
4. Matt La Vista mentioned that the Noarlunga Model Railway Club is keen to have SARMA represented at their show in September. >>

## The Buffer Stop

### **EDITED GENERAL MEETING MINUTES (continued)**

Matt asked for volunteers to come and assist with completing the N scale layout.

5. Hugh Williams has found a website that has online drawings of SAR locos and rolling stock.  
<http://sarplans.steam4me.net/>

6. Hugh also mentioned the Port Pirie Model Railway and their open day on March 4.

7. Alistair Whibley visited Old Tailern Town and encouraged members to pay it a visit as there are quite a lot of railway related displays including plenty of rolling stock.

8. According to John Looker, the Northern Territory has also got a large amount of railway orientated sights to visit; in particular, Adelaide River and Darwin.

#### **Show & tell:**

Matt La Vista showed his N scale Bluebird kit bought at the last swapmeet. Also some Graham Farish coaches in N that he wants to change the couplers on, a massive American GG1 “with about a million bogies”, made by Kato. He also had a 30 year old Kato C50 from Japan. After joining the N scale Society Matt showed us the members pack, full of “more information than I could possibly need”. A series of American coaches that are destined to be repainted to look like the Spirit of Progress. There were also some books from the Oakwood Press like Cliff Railways of the British Isles and Fifty years of the West Sussex Fire Brigade. He also showed a book he bought but it is in French so he can only look at the pictures as well as a book on the Brookwood Necropolis. There was one last book that had pictures of unusual “Coffee Pot” railmotors.

Peter Pickering displayed his PSM (Ajin built) A2 loco and a rake of Auscision coaches consisting of an AE, AB, ABE and a brake.

David van der Linden brought his BGB kit of the SAR 800 class diesel loco. Mounted on a Proto 2000 chassis that was modified as required to fit under a body designed for an Athearn chassis.

Dane Filander has built four grain hoppers from scratch, painted in AN green and yellow with a little weathering thrown in.

Dave Holmes displayed a couple of Dwf wagons and a Y wagon from End Of The Line Hobbies and a Model Etch Cf cattle wagon. Dave said he would much rather do another two hundred of the Cf wagons than the other seven of his Sf wagons. He also applauded the quality of the End Of The Line models but that might have been because Paul Collins was sitting nearby.

Paul Mackinnon brought along some of his Matchbox trains and a biscuit tin brought out by Big W at Christmas.

Paul Collins then talked about his display of tank wagons. He has prepared various kits with various diameter tanks to cater for all sorts of wagons, with the wagon made from injected styrene and polycarb tubes. The FB flats are part of the tanker project as there are many examples of tanks mounted onto converted FB wagons like the TDF. The FB flats feature brass etch sides complete with rivet detail and brass stanchions.

Hugh then showed a passenger train that is being donated to the Model Railway Club of Port Pirie. There were a couple of maroon and white coaches that used to be ROCO but are now Commonwealth Railways knock offs. A couple of Lima Indian Pacific coaches and a Loco.

**Break:** Meeting suspended at 9:00pm

#### **Raffle:**

Yel B37	Gordon Chaplin	Voucher
Or D93	Don Worby	Bogies
Or D61	John Venning	Razor Saw
Red B24	Colin Barnes	File Set
Or C26	Paul Mackinnon	BGB kit
Or D56	Matt La Vista	LED kit
Red F90	Brian Woods	Peach Jam
Red F44	Peter Pickering	Stubby Holder
Red B30	Alistair Whibley	Pen & Coasters
Red B31	Dane Filander	Stickers

**After meeting activities:** Video presentation of old SARMA and also current video of 621 and Rx 207 running from Victor Harbour to Mount Barker.

**Meeting closed** at 10.15pm

**Note:** This version of these minutes may be subject to minimal editing for privacy, security or other reasons

Visit <[www.sarma.asn.au](http://www.sarma.asn.au)>.  
Send photos to Peter Michalak.



### 50 Years Ago: March 1962

DAS

**President: Norman Scanlon**, Vice-Presidents: Bill Coles, Stan Filsell, Secretary: Don Snow, Treasurer: John Datson, Committee Members: Peter Beck, Kev Loughhead, Max Starrack, Len Venus, Editor: Tiny Edwards, Sub-Editor: Trevor Carter

**Editorial:** For just about every railway modeler, the hobby shop is a focal point, a source of supply. Unfortunately, the bread-and-butter items (train sets, quickie kits, plastic airplanes, cars, boats and crafts) are available in too many places other than genuine hobby shops. Hardware stores, bicycle shops and novelty shops often carry these items and drain off some of the business that, for the good of all the hobbies, really ought to belong to a genuine hobby shop.

#### Monthly Trade Report:

News this month comes from TRIANG and, by the time that you read this, the equipment could be on sale in Adelaide.

A Budd diesel railcar; this car to my knowledge should have been on the market about 12 months ago, however, the newer version is much improved, the car being in silver with red striping, the top strips being superimposed with the word TRANSCONTINENTAL while the ends are painted with red and yellow diagonal stripes, in all a very colourful unit. According to *'The Model Railway News'* the car has a new power bogie, using metal strips in place of wiring. A horizontal shaft drives both bogie axles through brass worms and nylon gears. The car can be run singly or in multiple and non-powered cars can be purchased. All cars have interior seating.

### 40 Years Ago: March 1972

DW

**President: Eric Milne**; Secretary: Bob Irvine;; Treasurer: Roger Wheeler; Librarian: Tony Sitters; Editors: Phil Curnow, Peter Fehlberg

Peter & Phil will not be standing as editors on next committee.

Tony Sitters gave description of Moonta tour 11 Feb 1972. train hauled by diesel 956.

Rob Burford returned to Adelaide after many years teaching in the country.

Drawings of the SHBX bulk grain hopper.

## GENERAL MEETING NIGHTS PRE-MEETING DINNER

Members and visitors are invited to join us for dinner from 6.00 p.m. at the


### PARADISE HOTEL

700 Lower North East Rd, Paradise

Non-regulars please ring me on 8298 8571 no later than 11.00 a.m. on that day so that the reservations can be increased.

Barrie Mackinnon, Social Director.

The menu can be viewed at [www.paradisehotel.com.au](http://www.paradisehotel.com.au)



### 30 Years Ago: March 1982

PP

**Front Cover:** Rx93 on the Pt Adelaide viaduct (Doug Colquhoun).

**Picture Parade:** VR shed at Condah built in the late 1870s but since modified for loading gauge reasons.

**French H.S.T.** New train capable of 260km/h

**Moonta Mines:** Short report by "Switchstand"

**Covered Cement Hoppers:** Bashing Lima cars.

**Data Sheet #43:** SAR minimum structure diagram - a bit like a NRMA gauge but for the prototype.

**Britain's Advanced Passenger Train:** Article extracted from "Design 80"

**SAR E Class Loco:** Description, photograph and drawing by Hugh Williams.

**Constitution:** Proposed changes.

### 20 Years Ago: March 1992

PM

**President: Roger Wyatt;** Vice-Presidents: Trevor Carter, Rob Burford; Secretary: Austin Balnaves; Treasurer: Don Snow; Layout Director: John Willmer; Modular Layout Director: David Jameson; Maintenance Director: Brian Woods; Social Director: Terry Jomartz; Librarian: Steven Masters; Editors: Dean Jackson and Michael Partington

**Front Cover Photo:** Goods shed or similar building after an explosion of some sort.

**Layout Report:** During the February controlled running night some of the new ideas have been trialled including the rostering of a shunter and station master at each of the four main stations with two mainline drivers. Some maintenance has been undertaken on the mainline between Pelinna and Grosvenor.

**DoubleHeading:** David Jameson describes the worlds different gauges.

**Trackplan:** No.3 by Tiny Edwards for a 9'6"x 6'6" layout with sufficient trackage for both passenger and freight operations.

**Article:** The SAR H hopper, and how to kitbash a "near enough" hopper from the LifeLike RTR hopper.

**Article(Reprint from 1982):** Power Rostering on the broad gauge by Noel Potter. In Feb 82, the broad gauge roster consisted of 84 locomotives based out of Mile End and 14 out of Tailem Bend loco – a far cry from today!

### 10 Years Ago: March 2002

DVL

**President: Peter Carter;** Vice Presidents: Ron Solly, Trevor Carter; Secretary: Greg Donhardt; Treasurer: Don Snow; Layout director: John Wilmer; Exhibition Layout Director: Bob Houston; Social Director: Bob Bevan; Maintenance Director: Richard Ash; Librarian: David Rayson; Editors: Paul Mackinnon, Harry Rush.

**Cover photo** of triple 900's heading the Overland into Adelaide Railway Station

**Editorial** advised need for more articles; commended John Willmer for twenty years of layout reports.

**John Looker** provided a couple of photos complete with simple and expanded captions.

**David Raysons** On The Internet This Month page seemed to have been plagued by a gremlin as there are many extraneous characters dispersed throughout the article.

**Bill Lewis** provided an article on scratchbuilding an HB hopper using marine ply.

**Back cover** had a 1959 newspaper clipping showing a young Don Snow making "an adjustment to the model railway section of the exhibition" (called a five finger shunt).



## End Of The Line Hobbies

80 Ocean Street, Victor Harbor

~~Wednesday thru to Sunday~~

10:00am to 4:30pm

Ph: 85527900 Fax 8552 7933

Model Trains, Track & Accessories

DCC controllers, decoders (inc sound)

Model Kits (Trains, Planes, Ships, Boats, Military Vehicles, Cars & Trucks)

R/C Vehicles (Gas & Electric), R/C boats & yachts, R/C Planes & Helicopters

Spare parts & Fuel

Scalextric and Die Cast Collectable Cars

Books, Magazines and DVDs

Model Paints, Brushes & Air Brushes

Scratch building materials, balsa

Modelling equipment, tools and glues.

For all ages beginner to expert

Come in and have a look around; chat to Paul and Rodney about your modelling needs.

Email: [shop@endofthelinehobbies.com.au](mailto:shop@endofthelinehobbies.com.au)

Web: [www.endofthelinehobbies.com.au](http://www.endofthelinehobbies.com.au)

When making a purchase, identify yourself as a member of SARMA,  
and receive a 5% discount.

In addition, SARMA will receive a voucher to the same value.

### LIBRARY REPORT

#### Recent Additions to the Library

Australian Railway History	March 12
A M R A Journal (W A)	Jan/Feb 12
Dispatcher (SANGS)	Jan 12
Model Railroader	March 12
Motive Power	Jan/Feb 12
Train Talk	Jan 12

DVD Trains Around Adelaide Adelaide Hills 4 Vol 12 by John Venning

The following books have been donated by Karlhans Eichinger:

SAR General Appendix 1953	Wouldn't have missed it for Quids - Cliff Olds
Trains of the Would - Brian Hollingsworth	Southern Pacific Lines - Bill Yenne
The Alaska Highway - Jane Haigh	Ultimate Train - Peter Herring
Peterborough 125 - Steve McNicol	The Worlds Railroads - John Moore
Rails of the Western Plains - Gordon & Pam	The Canadian Pacific - Railfare Enterprises Ltd
Oats	Narrow Gauge Memories - The Album & The
The Train - Jonathan Glancey	Personalities) - Ken Pearce

***DVDs, Videos, Books & up to Four Magazines to be charged at \$1 per month***

***Allan Norris***

## *March 18 Swapmeet*

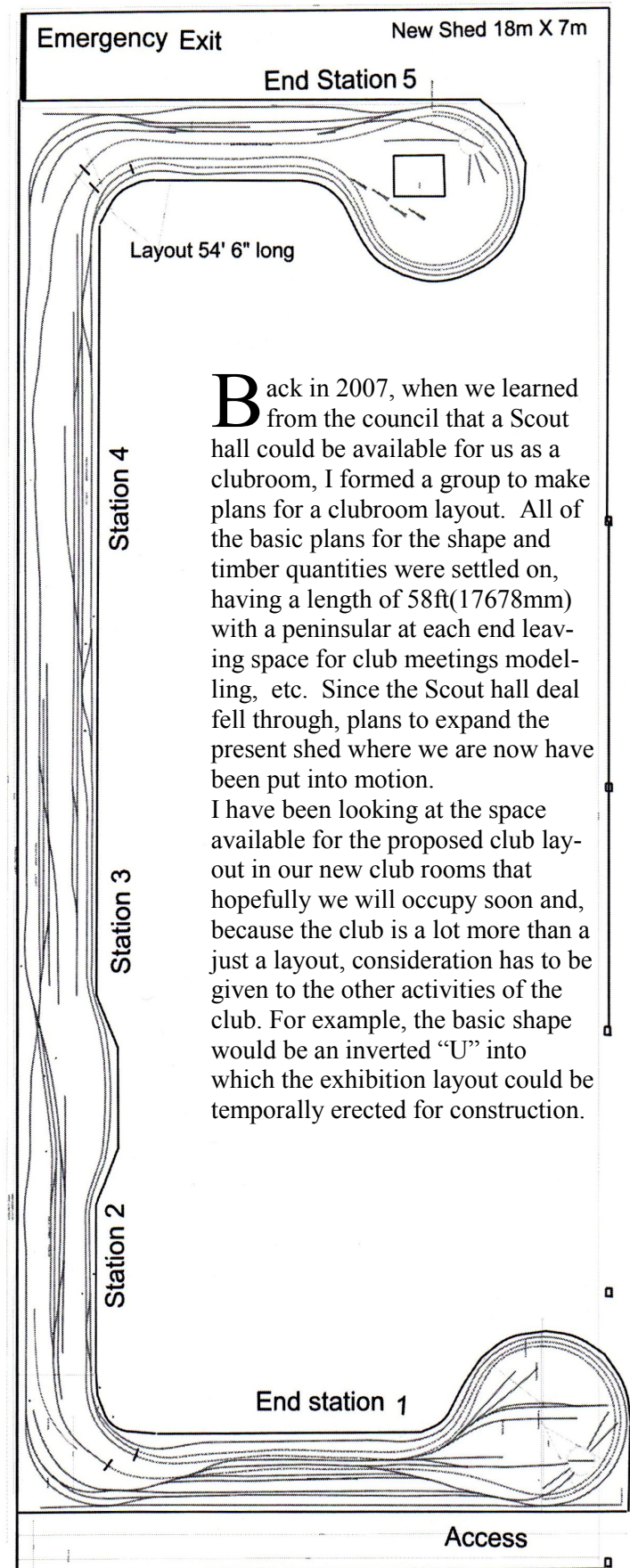
*Guess what didn't happen at the January committee meeting? The membership fees, due on April 1st, didn't go up! Each year in January our financial situation is reviewed and the membership fees for the following year are set. The committee reviewed the situation and decided that, for this year, the fees would remain the same.*

*A good part of the reason for our healthy situation is that many of our members help out at our biannual (March & November) Swapmeets and at other events which make money for the club. So, lets see you bright and early (7am if you can make it) at Windsor Gardens Gym in a few days time on Sunday.*

<b><u>SOUTH AUSTRALIAN RAILWAY MODELLERS ASSOCIATION INC</u></b>		
	<b><u>19th</u> <u>TOY AND MODEL</u> <u>SWAPMEET</u></b>	
<b>USUAL MODELS OF TRAINS, CARS, TRUCKS, BUSES, PLASTIC KITS, SCIENCE FICTION ETC.</b>		
<b>SUNDAY 18<sup>th</sup> March 2012 OPEN FROM 10.00AM UNTIL 1.00PM</b>		
<b><u>WINDSOR GARDENS VOCATIONAL</u> <u>COLLEGE GYMNASIUM.</u> <u>Corner of Danby &amp; McKay Avenues,</u> <u>Windsor Gardens</u></b>		
<b>SAUSAGE SIZZLE</b>	<b>COLD DRINKS</b>	
<b>ADMISSION:</b>	<b>ADULTS</b>	<b>\$4.00(Inc GST)</b>
<b>CHILDREN UNDER 12 (AND SUPERVISED) FREE</b>		
<b>ENQUIRIES &amp; BOOKINGS: EMAIL: <u>swapmeets@sarma.asn.au</u> TERRY MEADS 8254 6207 (M)0411 587176 or PETER PICKERING 8344 7625 (M)0429 808576</b>		

# SARMA CLUB LAYOUT

DEAN SCHLUTER



This space would also be used as a work area for club projects, group meetings etc. Of course, General meetings will still be held in the Log Cabin.

To this end, the layout's 3ft (1m) wide bench work will run to a length of 54'6" (16642mm), the building being 60ft x 23ft 7 inches (18275mm x 7200mm). Thus by shortening the previous plan by three ft six, all of the planning done before will not be wasted.

The LH leg would be 22ft (6705.6mm) long ending in an approximately 84" (2m) diameter return loop, and at 8" (203mm) above this area would be one of the end stations of an end to end run, also hiding as well as the return loop, a hidden storage underneath.

There would be a 2'6" (756mm) foot passage at the back of this leg for access to the storage under.

The RH leg would be 20 ft long leaving a 3 ft (914mm) isle also at the back for access to the fire exit door at that end and similarly to hidden storage, and again with a similar return loop and at 8" (203mm) above would be the other end station of an end to end run. The two return loops beneath the two end stations would give us three runs down the 54 ft six inch length and four times the runs down the legs giving a total run of 242 feet (74 metres) approx passing through three intermediate stations. We could spiral both end tracks down the return loops on a grade of 1.5% to join at 2.5 inch level creating a continuous run for the round and rounders of approx 320 feet.

This link could be used as dual track across the front. Nowhere on this plan does the track exceed a 2% grade or have a main track radius of less than 32".

The plan is to make the layout DCC and to this end we are purchasing a Lenz set 100 and booster amplifier that has never been used plus odds and ends from an interstate modeller via our good friends at End of Line Hobbies for a reasonable price.>>

### The Buffer Stop

## SARMA CLUB LAYOUT (continued)

In the coming months serious planning will commence by people who can afford the time to work on this project, outside club meeting times.

I make no apology for the use of feet and inch measurements as my brain still thinks that way and makes things easier when drawing plans. Since originally having to draw the plans by

hand using a scale rule "T" square and pencil, a marvellous program had appeared called AnyRail that makes designing layouts a heck of a lot easier by preselecting your maximum grades, minimum radii, make and code of rails, points etc.

This is accompanied by a draft plan of the club-room layout with the bench space included.■

---

## BUS TRIP TO CLARE VALLEY MODEL ENGINEERS Saturday, April 28

**Depart from Clubrooms 7:30am, return approx. 6:30pm**

Visiting an extensive 7¼ inch gauge railway

Viewing Workshops and locomotive construction

BBQ lunch

15x20ft DCC layout

**Cost: \$25 p/p, payment by April GM**

**Total of 24 spaces available. Nearly all gone!**

**Club members now have the opportunity to build one of the best beginner's kits on the market today, the MODEL ETCH CF CATTLE WAGON.**

**The club will be running weekly build nights allowing you to gain assistance from experienced modellers.**



**Build sessions are starting now  
Cost to Members is \$75 per kit\*  
Orders and Payment to Iain Kennedy ASAP  
\*Non members extra**



The Buffer Stop  
**55<sup>th</sup> BIRTHDAY DINNER Saturday, May 26th, 2012**

*This year's dinner will be at the:-*

**GOODWOOD PARK HOTEL**

75 Goodwood Road, Goodwood.

The dinner has been booked for 6.00pm in a (very) private room.

If you wish to attend please add your names to the list at a general meeting night,  
leave a message on 8298 8571, or e-mail [barrie@picknowl.com.au](mailto:barrie@picknowl.com.au) no later than Saturday 19.05.12.

**This year you have 2 choices:-**

**Choice Y - \$25.00 Movie Meal Deal.**

The *meal* will be a choice of:- Fish & chips, Roast of the day, Chicken or Beef Schnitzel.

A *glass of*:- Beer, Wine, Champagne or soft drink will be included.

The *movie* will be:- Refer April Buffer Stop - crystal ball doesn't see that far ahead  
at the Capri Theatre, 141 Goodwood Road, Goodwood. A short walk from the hotel.

Hear the mighty Wurlitzer Pipe Organ 15 minutes before the advertised starting time  
of films (8.50pm) Tuesday, Friday and Saturday nights. Visit <http://www.capri.org.au> for  
details.

**Choice N - Meal of your choice from the main menu**

which can be viewed at: <http://www.thegoody.com.au>

No deposit is required.

Barrie Mackinnon, Social Director.

---

## RX TR (Rail Crossing, Turn Right)



An 85-year-old was confused at this level crossing and instead of driving her Renault Clio straight over the lines, she turned right onto the train tracks. She drove for **70m** along the lines before realising her mistake at around 9.30am. She and her 20-year-old male passenger, thought to be her grandson, were unhurt - although they were both treated for shock.

*They could have had a real shock; those third rails carry (from memory) about 600V dc. Ed.*




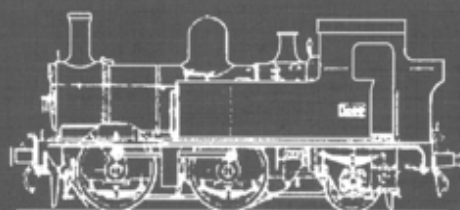
# Junction Models

Shop 4, 449 Main North Road, Enfield Plaza, Enfield 5085

Phone 08 8349 7464 Fax 8349 7463

Email: [brian@junctionmodels.com.au](mailto:brian@junctionmodels.com.au)

Web site: [junctionmodels.com.au](http://junctionmodels.com.au)



## Specials for March 2012

Bachmann Train Set "Dynamis Sprinter set" (DCC) \$399.00

„ „ "Royal Gorge" DC .....\$185.00

„ „ "McKinley Explorer" DC .....\$185.00

„ „ "Desert King" DC .....\$185.00

Hornby "London 2012" train set .....\$185.00

LGB Freight Set with "Stainz" Loco .....\$650.00

Magnifier, Large illuminated, multi-position... \$119.00

„ Junior „ "bendy stalk".....\$50.50

Pace controllers-Powered .....single \$114 or dual \$179.00

„ „ - Single Hand held.....\$43.50

Class 411 EMU 4 car set \$199.00. 2 car set .....\$160.00

Good Selection of TCS Decoders from \$31 to \$50

Trackrite Foam underlay in HO, N and Metre gauges.

DCC Concepts- Cobalt Point Motors (Stall type), .....\$25.00

OO Station Lamps and OO Train Marker Lamps available.

Southline Railway Models Switches (for Peco PL10 point motors) .....\$13.50

Heljan English Diesel Locos - only one left .....\$175.00

Bachman Hong Kong Tram .....\$127.00

Ixion On30 Coffee Pot.....\$295.00

Athearn SD45-2 Locos - .....\$155 DC

Mantua Steam Locos ... Pacific.....\$225.00

„ „ „ 2-6-6-2 T .....\$163.00

Athearn N Gauge Rolling stock, big range, 20% off retail.

Weico 1950 Royal Blue Duple bus (1:76 scale) .....\$72.00

We stock San Mateo Line signals 12% off retail.

Agents for "MyLocoSound" units for DC .....\$69.00

New Sound Decoder from MyLocoSound (needs decoder for DCC).....\$75.00

Railscenes Australian Diesel Loco Mugs .....\$12.00

~~~~~

Brian, John & Vic.

## The Buffer Stop



### SARMA SALES



See Iain Kennedy

|                                 |         |                                          |         |
|---------------------------------|---------|------------------------------------------|---------|
| SARMA Pin Badges                | \$7.00  | Delrin Bearings                          | \$5.30  |
| "Rails and the River" Medallion | \$15.00 | 11'6" Underframe Kits                    | \$8.80  |
| Bogies:                         |         | PVA Glue, 2 litres                       | \$20.00 |
| 40 ton Round Lid, Solid Wheels  | \$11.80 | No. 2 self tapping screws, packs of 100: |         |
| ANR XC                          | \$11.80 | 4.5 mm                                   | \$7.00  |
| W Car Bogies                    | \$11.80 | 6 mm                                     | \$8.00  |
| SEM Axles 10.5 x 25 mm          | \$1.10  | 9.5 mm                                   | \$10.00 |
| Decals for SAR M, MG            | \$2.50  | Packs of 20:                             |         |
| SEM GY Kit                      | \$15.00 | 2-56 UNC 3/8" pan head screws            | \$4.00  |
| SEM UB Van Kit                  | \$21.00 | 2-56 UNC nuts                            | \$5.00  |
| SEM E Wagon Kit                 | \$22.00 | SARMA Shirts (do you have one?)          | \$30.00 |
| Kadee #5 Couplers               | \$4.60  |                                          |         |
| Kadee #158 Whisker Couplers     | \$5.20  |                                          |         |



**Come and see us at our new location!**

**438a Main North Road  
Blair Athol**  
(next to Chicken Chef)

**Phone: 7225 8516**  
Mark's Mobile: 0417 846 008

The same vast range of SAR, AN and Commonwealth  
Rail Drawings are available.

We hold over 2000 Rolling Stock Diagrams  
1000's of build drawings for Rolling Stock, Loco and  
Infrastructure

And now...  
A huge range of photographs and gifts as well!

**[www.inprotrans.com](http://www.inprotrans.com)**

## AZTRONICS

**Your Local Electronics Stockist**  
**MODEL RAILWAY ELECTRONICS SUPPLIER**



### AZTRONICS PTY LTD


170 Sturt Street, Adelaide, SA 5000  
ph) 08 8212 6212 Fax) 08 8212 4212  
[www.AZTRONICS.com.au](http://www.AZTRONICS.com.au)



## Odds and Whatnots

When an attempt to acquire a breakfast from Sunnybrae Farm behind Regency TAFE was foiled (they don't do breakfast anymore!), instead I wandered around the Enfield Farm Museum and came across this unusual Narrow Gauge tipping wagon or 'dobbin', of 18 inch gauge I believe.

It was used in the construction of the nearby Islington Sewage Farm in 1880, hauled by both locomotives and horses. It's quite well preserved and undercover. Doesn't seem to be anything else railway related in the museum although the main buildings were all closed. Worth a visit, and say hello to the peacocks and talking Cockatoo...



### *Did you know?*

Sir Malcolm Barclay-Harvey (520's namesake) was an avid rail enthusiast (you might have known that!).

Strangely he was an especially ardent enthusiast of the Great North of Scotland Railway, so much so he wrote a definitive work on the line which was published in 1940. (*A history of the Great North of Scotland Railway*) By then the Railway had been part of the LNER for 17 years!

## FROM THE TRAINSPOTTING FILES

This curious little cake was spotted in a Salisbury Restaurant...guess what the name of the birthday boy was? (Should really have been a BLUE engine).

The popcorn 'smoke' is held together by caramel without any support!


Looks to be 'O' gauge.

Now can we have someone take up the challenge of motorising this? (do I hear a noise from Whibley Manor?)





*Dean (hold it),  
Don (glue it) and  
Bob (drill it) at  
work on the new  
exhibition layout  
modules.*



*Tricky soldering jobs  
need at least two  
hands. A simple  
jig/holder/steady  
made from expanded  
polystyrene is worth its  
weight in gold.*



*David Vander Linden made  
this one. The top bit is about  
the same size as your model's  
interior. The bottom bit is any  
size you like. FPS is light but  
doesn't slide around too much.  
If it does, blue tack it to the  
bench.*



## John Venning's Vantage Points



QR National freight 3MP1 on 15-02-12 at 09:10 with locos LDP003/X53/CLF2/VL359 and 53 wagons at Mount Lofty



SCT Logistics freight 1PM9 Perth to Melbourne on 1-02-12 at 10:45 with Locos SCT002/SCT009/SCT005 and 61 wagons at Mount Lofty

### A Scene for You to Model

**Chris Marlow**

Only in Brisbane...

On the morning of Friday 10th February just before peak hour, there was a derailment on a track at a platform in Roma Street Station. This closed one track from Roma Street through Central Station to Fortitude Valley Station.

Trains on all lines were affected, with delays of up to half an hour during the morning peak.

And what was it that derailed?

A track maintenance vehicle.



## PICTURE COMPOSITION AND CROPPING EXAMPLES

Peter Pickering

As I mentioned last month, I will, from time to time, look at the effects of cropping options. With a bit of available space this month, here are the first couple.

The first is a picture that, apart from the arm in the bottom left corner, I was fairly happy with. The gorse at lower left (perhaps a bit distracting) starts a diagonal line of yellow almost to top right. The locos are smoking nicely on the trestle and the train of bright red coaches fade away behind the light green trees. I had opted for the longer view, so the presence of other photographers was inevitable; I don't have a problem with that. Of course, if you're adept in the use of "paint" or other, more sophisticated tools, you could remove them. Alternatively, they could be cropped out;

ORIGINAL



there is still plenty of greenery left to make a good picture.

There's little interest in the sky, so that could be reduced a little; the patch of grass in the right foreground is unexciting so most of that could go.

The difficult decision is if and how much to crop the sides. I rather liked the strappy leafed plant at right edge centre but I'd prefer to have the locos a bit

CROPPED



closer to the right edge of the picture. The left hand side is a little easier. There are several clumps of semi-transparent light green trees and one dark one which would make a nice terminal. However, I opted to leave in more gorse and more of the train. >>



**PICTURE COMPOSITION AND CROPPING EXAMPLES (continued)**

The original is rather cluttered; there are a couple of sheds (left edge and right edge) which don't contribute; the tour leader appears to be leaning on the back of the train; and that horrible orange witch's hat... The picture is obviously taken from the wrong position; five to ten paces to the left, and the witch's hat would have been clear of the water tower legs.



My first crop (as shown) was to cut out the sheds and the bottom of the witch's hat, leaving in most of the bushy tree on the left, the point lever and most of its base, the water tower legs and the trees behind. This was an improvement but the picture was still a bit cluttered. A further improvement would be to remove the witch's hat. I then cropped out the remainder of the witch's hat and the posts behind the tour leader. I quite like this one. There's enough of the tour leader to see that he's an interested onlooker.

Cropping further, the tour leader could be cut out and the trees behind the water tower trimmed slightly. The picture is then completely devoid of a framing feature on the left edge which leaves it looking slightly naked.

An even further crop removes the pole showing above the first carriage. I didn't like this one because the picture that started out as the full train in the yard was reduced to barely more than the loco being watered, which wasn't what I wanted to achieve.

Maybe you would have left in the shed

**BEST CROP**



to the right of the water tower. That would be completely up to you, of course. I find that I might crop something out, only to find that I put it back in. I left this shed out because I liked the water tower as a strong terminal.■



## Trev's Trivia



Taken between Greenfields and Parafield Gardens in January, these photos show part of the electrification project to Gawler with new concrete sleepers. The ballast is loaded by front end loader from trackside and the hoppers moved by a Kenworth truck, not a locomotive.

Trevor Carter's friend, Wayne Etherton, took the photos.

---

## Noel's Potterings Notes re pictures on following page

On the afternoon of Saturday 3 Feb.2012 the M.V.MINERVAGRACHT arrived at berth 29 Pt. Adelaide with the first 6 of an order of 10 new locos for Specialised Container Transport (SCT). The first to be unloaded was CSR 005, followed by CSR 003. Locos CSR 004, 006, 001 and 002 (in that order) were subsequently unloaded on Sunday, the 4<sup>th</sup>.

They were taken by low loader the short distance to the GWA railhead, placed on rail and hauled by SCT013 to the SCT facility at Penfield for final outfitting.

These locomotives are designated CSR (Model SDA1) after their Chinese origins and have a MTU power plant as used in American PT boat applications. They are rated at 4500HP with AC traction with the EPIC 3102 air brake system. ARTC proposed ATMS screens will be installed, along with FIRE (Functionally Integrated Railroad Equipment) screens and the new ICE (Integrated Control Equipment) screens.■



The Buffer Stop

**Noel's Potterings**

On the slings



On the low loader



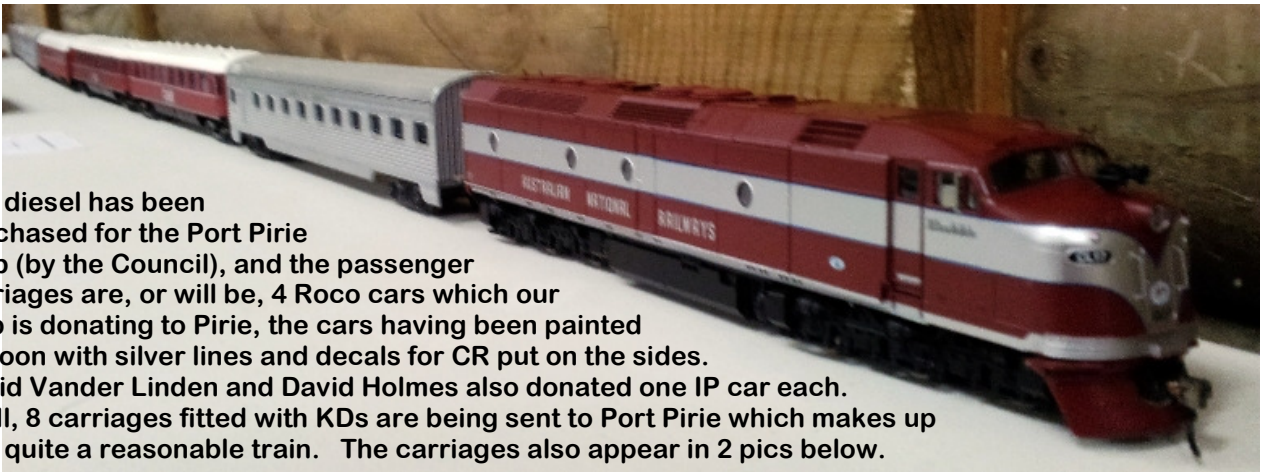
Roof Detail

March 2012



## The Buffer Stop

### **Show & Tell** (See GM minutes (page 5) for more information)



The diesel has been purchased for the Port Pirie Club (by the Council), and the passenger carriages are, or will be, 4 Roco cars which our club is donating to Pirie, the cars having been painted Maroon with silver lines and decals for CR put on the sides. David Vander Linden and David Holmes also donated one IP car each. In all, 8 carriages fitted with KDs are being sent to Port Pirie which makes up into quite a reasonable train. The carriages also appear in 2 pics below.



Paul Collins' tank cars



Dave Holmes' Dwf s, Y & cattle wagon



Dane's grain hoppers



## The Buffer Stop

### **Show & Tell** (See GM minutes (page 5) for more information)



Peter P's PSM Vic A2  
& matching train



David Vander Linden's 800



Matt LaVista's GG1

Paul Mac's Matchbox models  
& biscuit tin

